

BAB VI HASIL PERANCANGAN

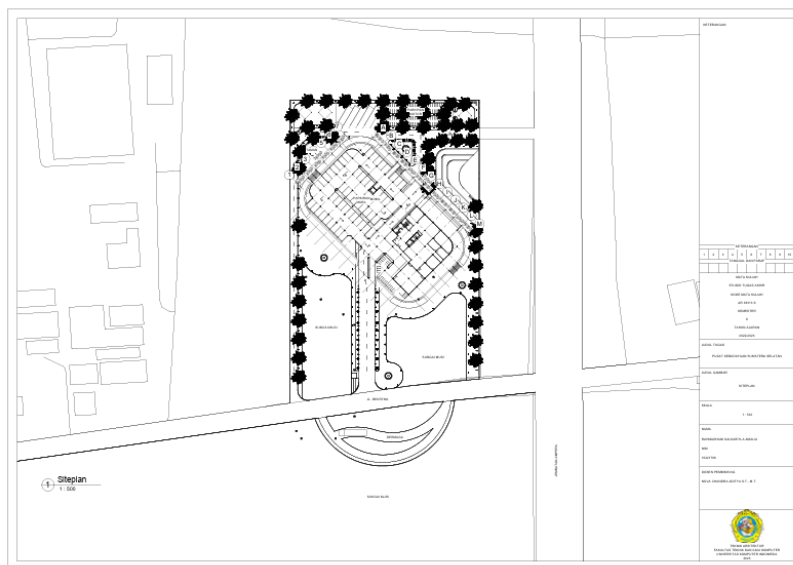
6.1. Peta Situasi

6.1.1. Blockplan



Gambar 6. 1 Blockplan
Sumber : Dokumen Pribadi, 2023

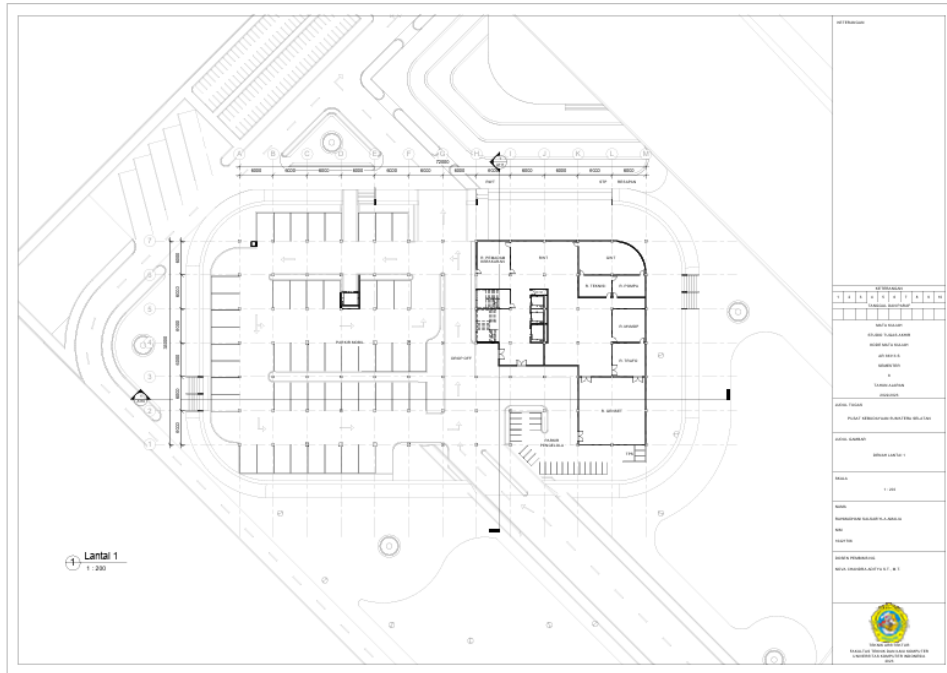
6.1.2. Siteplan



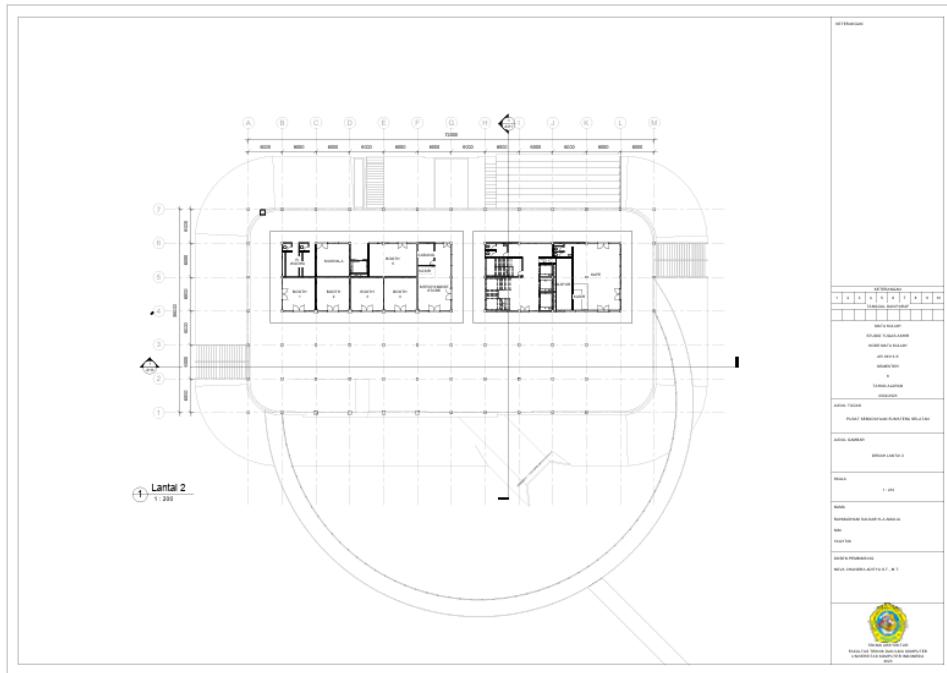
Gambar 6. 2 Siteplan
Sumber : Dokumen Pribadi, 2023

6.2. Gambar Perancangan

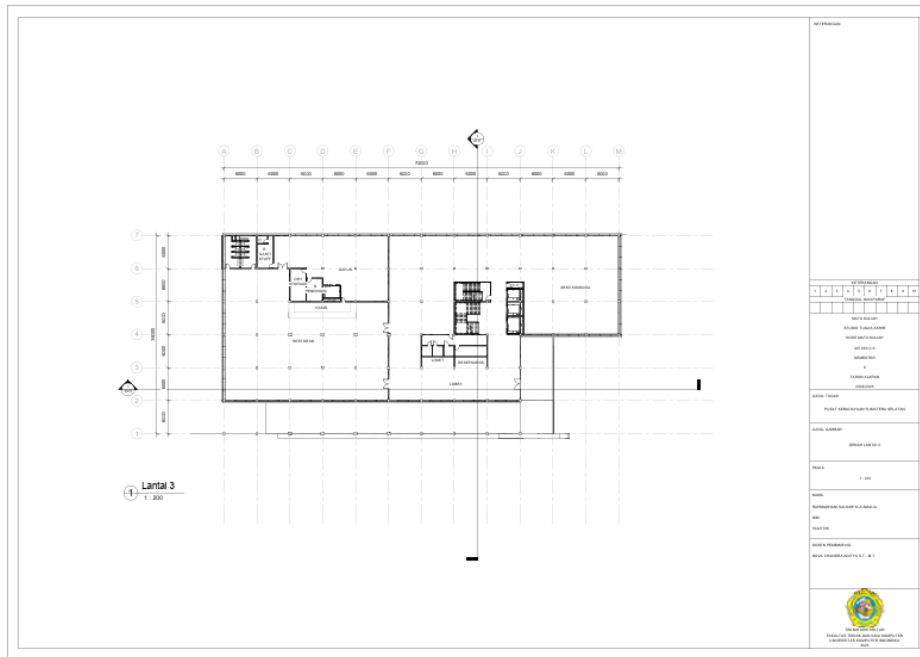
6.2.1. Denah Tampak Potongan



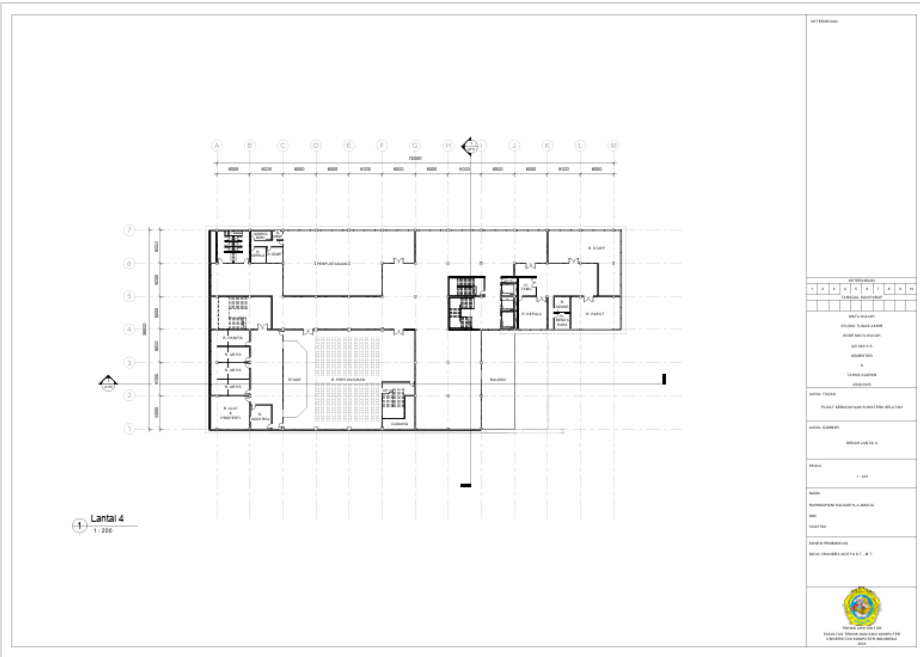
Gambar 6. 3 Denah Lantai 1
Sumber : Dokumen Pribadi, 2023



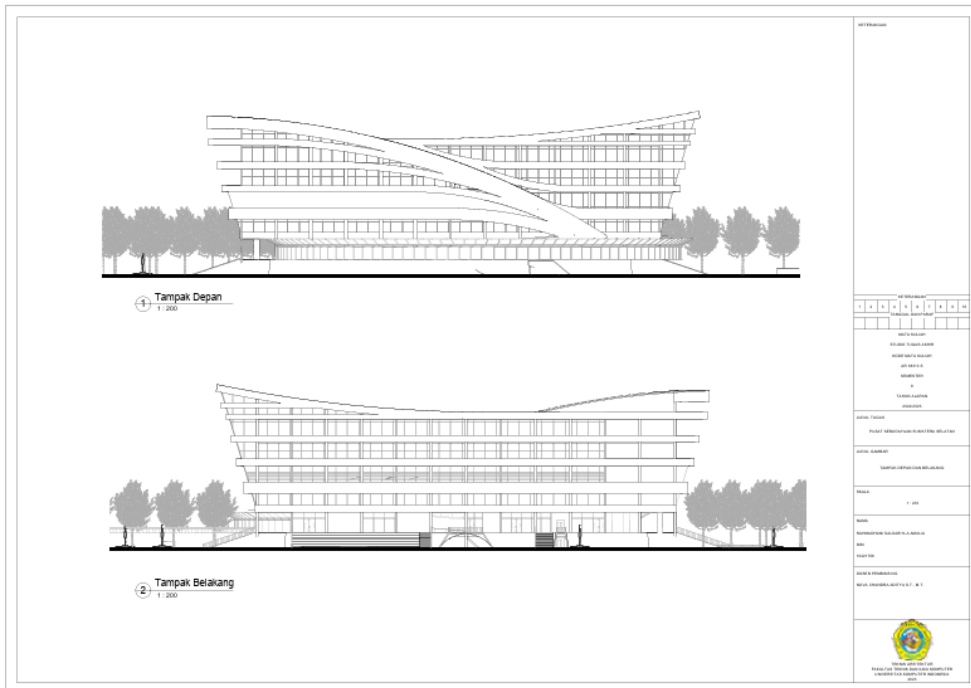
Gambar 6. 4 Denah Lantai 2
Sumber : Dokumen Pribadi, 2023



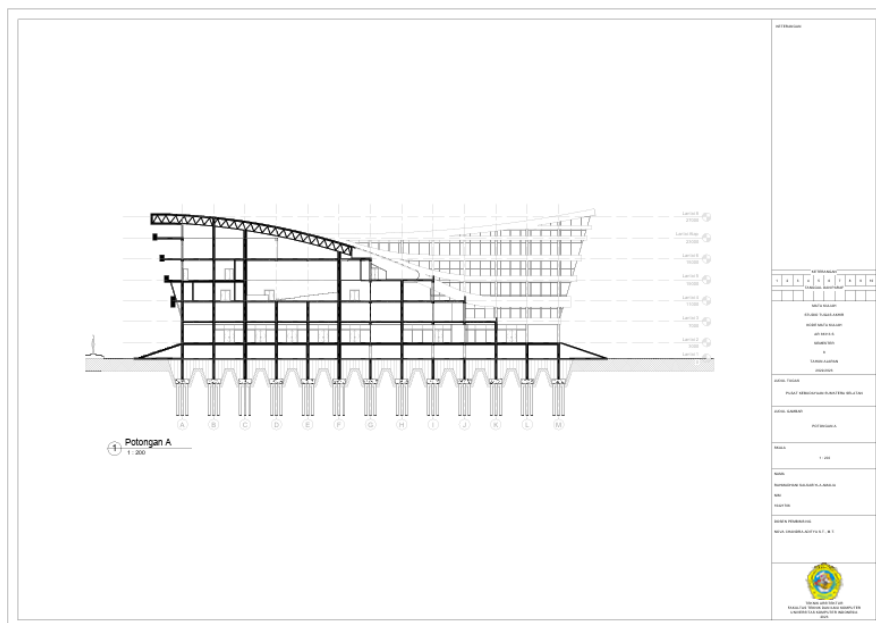
Gambar 6. 5 Denah Lantai 3
 Sumber : Dokumen Pribadi, 2023



Gambar 6. 6 Denah Lantai 4
 Sumber : Dokumen Pribadi, 2023



*Gambar 6. 9 Tampak Depan dan Tampak Belakang
Sumber : Dokumen Pribadi, 2023*



*Gambar 6. 10 Potongan
Sumber : Dokumen Pribadi, 2023*

6.3. Gambar Sketsa Suasana Perancangan

6.3.1. Suasana Keseluruhan




*Gambar 6. 11 Suasana Keseluruhan
Sumber : Dokumen Pribadi, 2023*

6.3.2. Suasana Eksterior



*Gambar 6. 12 Suasana Dermaga
Sumber : Dokumen Pribadi, 2023*



Gambar 6. 13 Suasana Sirkulasi
Sumber : Dokumen Pribadi, 2023



Gambar 6. 14 Suasana Depan
Sumber : Dokumen Pribadi, 2023



*Gambar 6. 15 Suasana Samping
Sumber : Dokumen Pribadi, 2023*

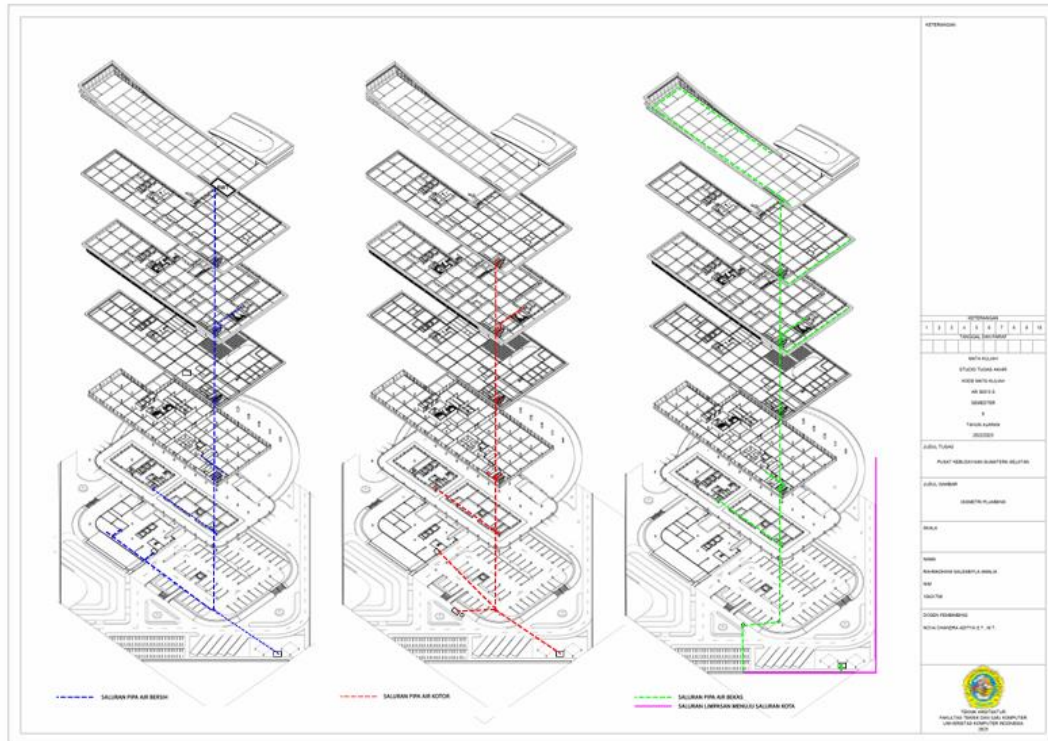


*Gambar 6. 16 Suasana Outdoor Stage
Sumber : Dokumen Pribadi, 2023*



Gambar 6. 17 Suasana Parkir
 Sumber : Dokumen Pribadi, 2023

6.4. Gambar Isometri Plumbing



Gambar 6. 18 Isometri Plumbing
 Sumber : Dokumen Pribadi, 2023

